



# CHAPIN SHEDS



MADE IN THE U.S.A

# Built for New England's Wicked Weather

---

Heavy Snow, Heavy Wind, or Heavy Rain. **CHAPIN SHEDS** have survived record breaking Nor'easters. All **CHAPIN SHEDS** are built with traditional real wood building materials combined with premium treated engineered wood products, that are designed to offer superior durability, and beauty you can count on for many years.

---



## Peace of Mind Warranty

---

**CHAPIN SHEDS** has been a family owned business for over 40 years selling Quality Storage Sheds throughout Massachusetts. Our no pressure sales approach, coupled with our attention to detail and customer service has made us Massachusetts most trusted Shed company.

---



**CHAPIN  
SHEDS**



**MADE IN THE USA**

# HOW WE DELIVER Assembled On-Site



---

When unable to access your location with a fully assembled shed, **CHAPIN SHEDS** can bring your shed in pieces and assemble on-site.

---



## Delivered Fully Assembled

---

**Bold Save \$\$\$\$\$\$**  
Save \$\$\$\$\$\$ when your shed site is accessible with our Shed Mule. Our expert operator will carefully bring your shed in fully assembled. Restrictions apply, please ask for details...

---



**Route 18  
Whitman, MA**

**(781) 447-4700**  
[www.ChapinSheds.com](http://www.ChapinSheds.com)

# TRADITIONAL SERIES

## Standard Features:

*(2) 18" x 27" Aluminum Windows with Screens, 60" Double Doors, (2) Gable Vents, 1/2" Duratemp Siding, Pressure Treated Floor Joists 16" o.c., 5/8 Exterior Grade Studi Flooring, 30 year Architect Roof Shingles, Diamond Tread Door Thresholds, Locking Door Handles*

### Traditional A-Frame

76.5" WALL HEIGHT | 5 PITCH ROOF



- 8x12 Traditional A-Frame Shown in Duratemp Siding with (1) 24x36" window  
**W**

### Traditional Tall Wall Cape

83" WALL HEIGHT | 7 PITCH ROOF



- 10x14 Traditional Tall Wall Cape as shown Duratemp Siding with (2) 18x36" Windows



- 8x12 Traditional A-Frame Shown in Duratemp Siding with (2) 18x27" Windows



- 10x20 Traditional Tall Wall Cape as shown in Vinyl Siding & with Optional OH Door & Wedge Ramp & Optional 36" Single Door



**CHAPIN  
SHEDS**



**MADE IN THE USA**

# CLASSIC SERIES

## Standard Upgrades:

*Classic Overhangs, and Transom Windows in all Doors*

### Classic Cape

81" WALL HEIGHT | 6.5 PITCH ROOF  
5 INCH GABLE OVERHANGS

shed pic 1



- XXXXXXXXXXXXXXXXXXXX  
XXXXXXXXXXXXXXXXXX shown with (2) 18x36" Windows

### Classic Colonial

89.5" WALL HEIGHT | 10 PITCH ROOF  
10 INCH GABLE OVERHANGS



- 12x16 Classic Colonial in Duratemp Siding shown with Optional Transom Windows above Double Door and Optional 6' Studio Dormer




- XXXXXXXXXXXXXXXXXXXX  
XXXXXXXXXXXXXXXXXX 10x12 Classic Cape in Traditional Vinyl Siding shown with (2) 18x27" Windows



- 10x16 Classic Colonial in Duratemp Siding shown with Optional Miratec Shutters

# SHED OPTIONS



**CHAPIN  
SHEDS**



**MADE IN THE USA**

# Siding

**DuraTemp®** siding has a natural textured appearance and is manufactured with a tough hardboard face that won't split, crack or check — even with exposure to the toughest elements. Unlike vinyl and cement siding, DuraTemp® Siding is made from real wood, and is an environmentally friendly renewable re-source.

**Traditional Vinyl Siding & Vinyl Cedar Shake Siding** is designed to be virtually maintenance-free and look great for years to come. Vinyl siding never needs to be stained or painted, holds up to the weather and is resistant to pests and moisture. This means no painting, scraping — just a minimal amount of care will keep your shed exterior looking new.

**LP® SmartSide® Clapboard Siding & Painted Cedar Shake Siding** offers the warmth and beauty of traditional wood with the durability of treated engineered wood. One of the most durable clapboard siding options in the Shed market today. The right choice when matching the beauty of your shed with your home.

**Grade A Cedar Shingles & Clapboard** enhance the natural beauty of your shed. Cedar is durable and resistance to moisture, decay and insect damage. Even when left untreated, Cedar ages beautifully and can be painted or stained if desired.

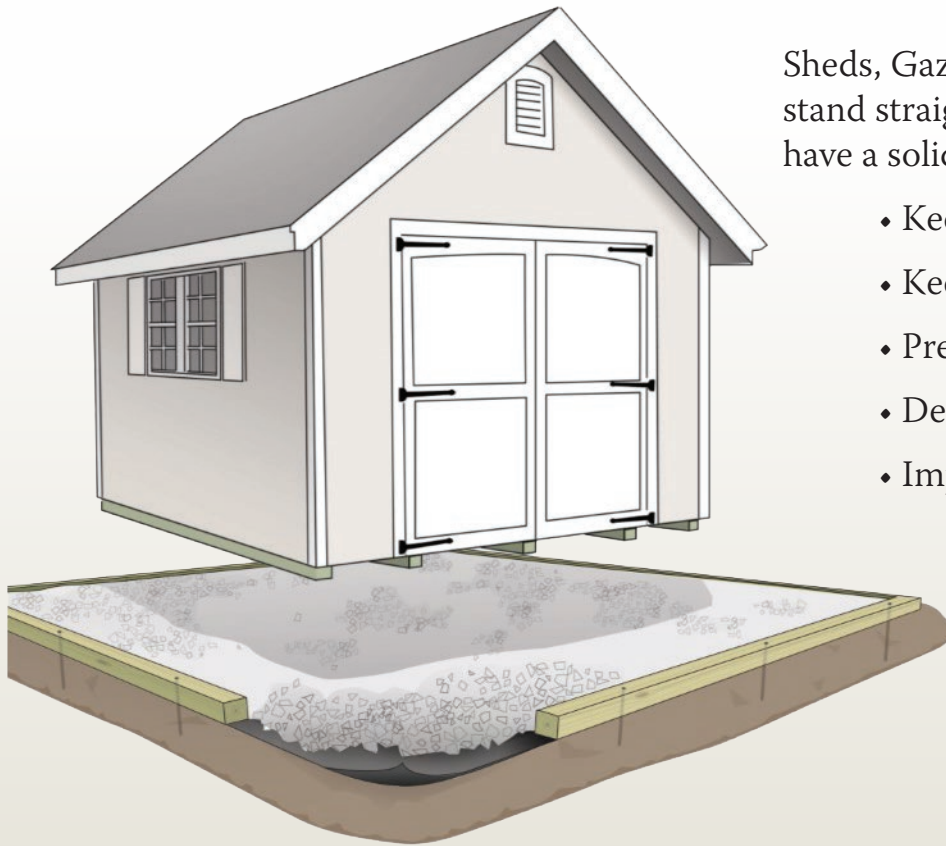


**Route 18**  
**Whitman, MA**

**(781) 447-4700**  
[www.ChapinSheds.com](http://www.ChapinSheds.com)

## SITE PREPARATION


# Why Does My Shed Need A Stone Pad?



Sheds, Gazebos, and Horse Barns will stand straighter and last longer when they have a solid foundation to rest on.

- Keeps Your Shed Level
- Keeps Your Shed Clean
- Prevents storm water damage
- Deters animals
- Improves appearance

Optional 6" x 6" Pressure Treated Timber Border secured to ground with 24" steel rebar



4 inches of 3/4" Crushed Stone or Dense Grade Stone Retained by Loam & Grass Seed



**CHAPIN**  
**SHEDS**



**MADE IN THE USA**